



Lehi City Police Department



2020
Annual Report



2020 Annual Report

Message from the Chief



Chief Darren Paul

On behalf of the men and women of the Lehi City Police Department, it is my pleasure to present the 2020 Annual Report.

2020 was a busy year for the Lehi City Police department with over 30,000 calls for service as well as historical milestones such as moving into the Joseph Dan Adams Public Safety Building in October 2020.

Inside this report you will find information related to our organizational structure. As well as statistical information related to calls for service, traffic enforcement, and traffic accident information. As well as information related to our Investigations

Division, crimes, and crime trends.

Statistical data presented in this report comes from police reports and police daily activity logs which are maintained by our records management system. Information is also provided from dispatch records maintained by our dispatch partners at Central Utah 911.

This report also provides information related to our department's community partnership programs such as our VIP's Program, Citizen Academy, National Night Out, Cop for a Day, and Kids, Cops, and Christmas.

This report represents our shared commitment to increased transparency and accountability to our community. Please feel free to contact me or any member of our department should you have any questions regarding this report.

-Chief Darren Paul

Table of Contents

About Lehi City	2	Professional Standards Division:	
Organizational Structure	4	Training	Pg. 13
Patrol Division:		Internal Investigations	Pg. 13
Calls for Service	6	Victim Services	Pg. 14
Traffic Enforcement	8	Records/ Evidence	Pg. 15
Traffic Accidents	10	VIPS	Pg. 16
Animal Services	11	Crime Data:	
Investigations Division:		Part I Crimes	Pg. 17
Property Crimes	12	Part II Crimes	Pg. 18
Special Victims Unit	12	Community Events:	
School Resource	12	Halloween Event	Pg. 19
SET/Code Enforcement	12	Misc. Community Pictures	Pg. 20



2020 Annual Report

About Lehi City

As Utah's sixth oldest city, Lehi is rich in pioneer and old west history. Originally settled by Mormon pioneers, Lehi City has been known as Sulphur Springs, Snow's springs, Dry Creek and Evansville. It was incorporated as Lehi City in 1852.

Lehi City is quickly becoming a premier technology and commercial center along the Wasatch Front. Several landmark companies call Lehi home, including Adobe, I.M. Flash, Xactware, Microsoft, Vivint, Oracle, and Xango.

Lehi City is also home to a wide variety of retail stores and restaurants. Thanksgiving Point, a unique destination offering museums, botanical gardens, shopping, restaurants, and other entertainment options highlights all that Lehi has to offer.

Lehi is a beautiful place to live and work. Utah Lake is located just to the south, with the

Elected Officials



Mayor Mark Johnson



Council Member Paige Albrecht



Council Member Chris Condie



Council Member Paul Hancock



Council Member Katie Koivisto



Council Member Mike Southwick

picturesque Jordan River running through the City. Lehi is surrounded by the Wasatch Mountains on the East and the White Mountains and Oquirrh Mountains on the West. Lehi's beautiful natural surroundings provide easy access to hiking, mountain biking, fishing, camping, skiing, hunting, and many other outdoor activities. Indeed, Lehi City is pioneering Utah's future!

-Lehi City Info Guide

Lehi City operates under the six-member form of government. The elected officials, including the Mayor and five Council Members, operate as the policy making and legislative authority for the city.



2020 Annual Report

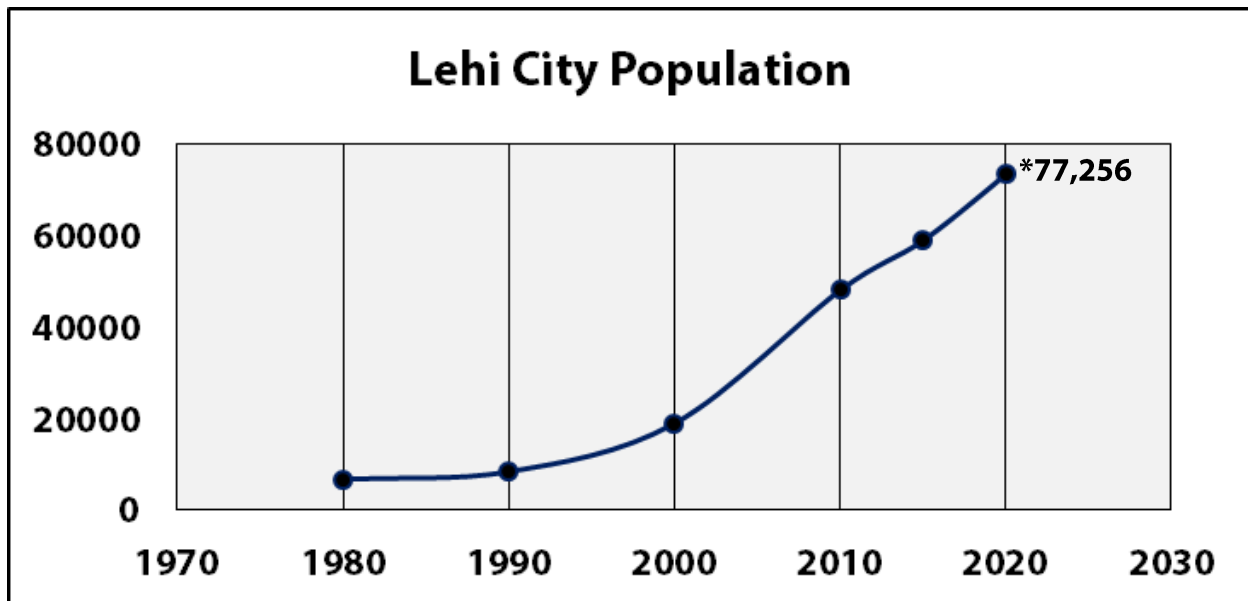
About Lehi City

According to the most recent United States Census estimates, Lehi is the 11th most populous city in Utah with an estimated population of over 70,000. In addition, Lehi City spans over 28 sq. miles, making Lehi City Utah's 22ND largest city in terms of land area.

Utah's 20 Largest Cities by Population

City	Population	City	Population
Salt Lake City	200,831	*Lehi City	77,256 (2021 estimate)
West Valley City	133,780	Herriman	64,718
West Jordan	118,220	Millcreek	62,230
Provo	116,594	Taylorsville	59,405
Orem	98,624	Logan	51,958
Sandy	95,666	Draper	49,495
St. George	94,535	Murray	46,491
Ogden	88,915	Riverton	44,806
South Jordan	82,120	Eagle Mountain	44,061
Layton	79,680	Bountiful	43,893

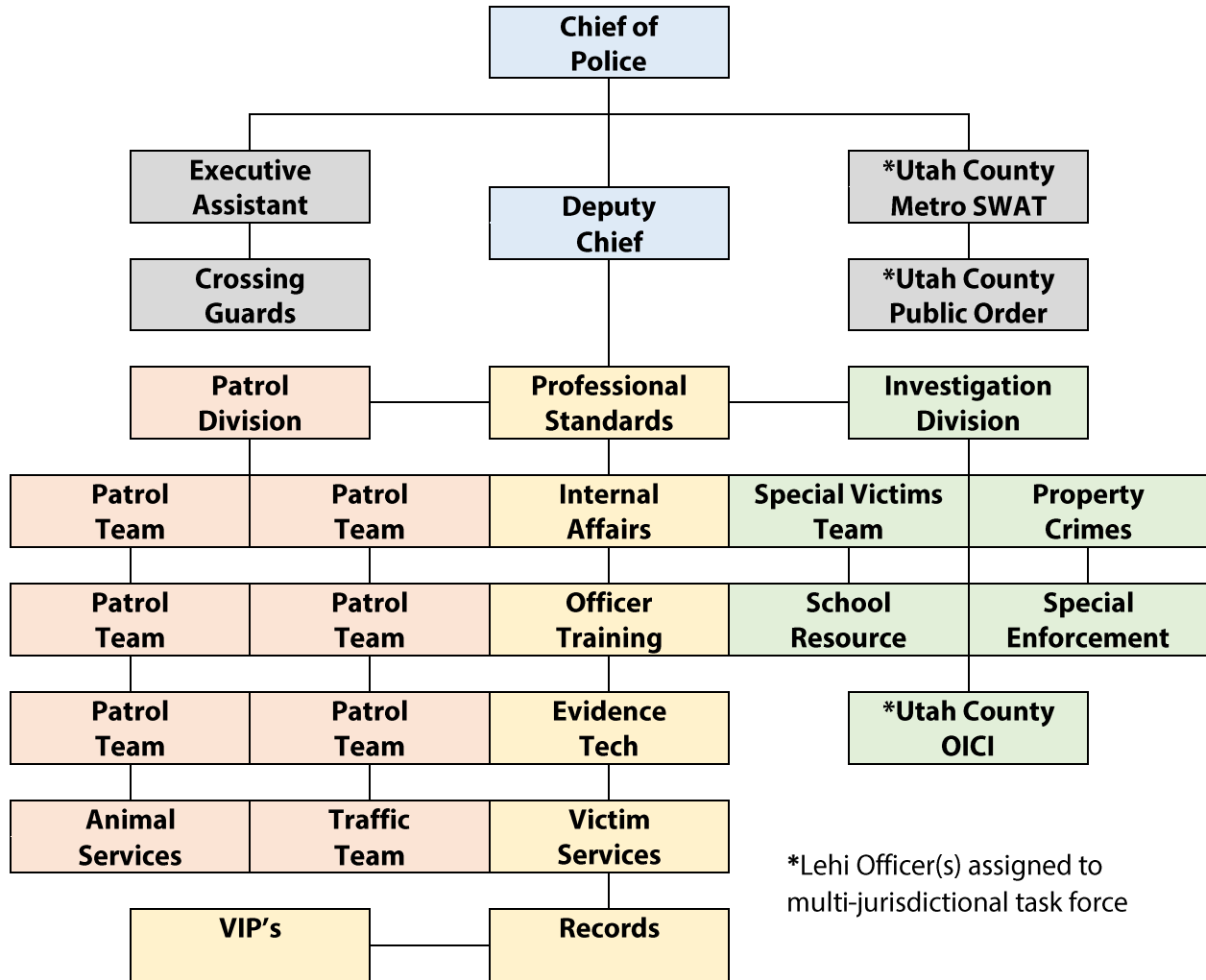
*Lehi UT Population 2021. Retrieved 01-28-2021, from <https://worldpopulationreview.com/states/cities/utah>





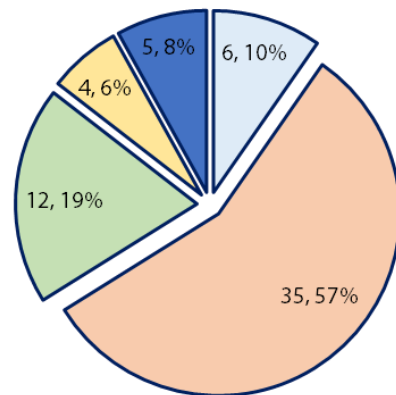
2020 Annual Report

Police Department Organizational Chart



Department Personnel

Administration	6
Patrol Division (including ACO)	35
Investigation Division	12
Professional Standards	4
Total Sworn Officers	57
Civilian Staff	
Full-time	5
Part-time	7
Total Personnel	69





Patrol Division

The Patrol Division is the largest and most visible division within the Lehi Police Department. There are currently 35 sworn officers in the Patrol Division. Patrol Officers are assigned to Patrol Teams. Each team is supervised by a Sergeant who in turn reports to a Patrol Lieutenant.

Patrol Officers wear specific patrol uniforms and drive marked patrol vehicles. Patrol Officers are primarily first responders, responsible for providing 24-hour police services. Lehi Patrol Officers are dedicated police professionals committed to serving our community by:

- Responding to 911 emergency calls
- Responding to non-emergency calls
- Proactively patrolling Lehi City
- Traffic accident investigations
- Traffic enforcement & DUI detection

In addition to the duties listed above, officers in the patrol division also participate in various specialized assignments to enhance the level of police service to our community such as:

- K-9
- SWAT Team
- Rad Kids
- NOVA
- Bike Patrol
- DRE
- Rad Women
- Honor Guard

Patrol Officers also perform numerous other community-oriented services including:

- Safety presentations for community groups
- Building tours for youth groups
- Neighborhood watch presentations for neighborhood groups
- K-9 presentations

In addition to our full-time patrol officers, the Lehi Police Department maintains a pool of part-time/reserve officers. These officers are used to supplement the Patrol Division by providing additional manpower during scheduling shortages



Lehi Police Patrol Vehicles



Officer Burdine

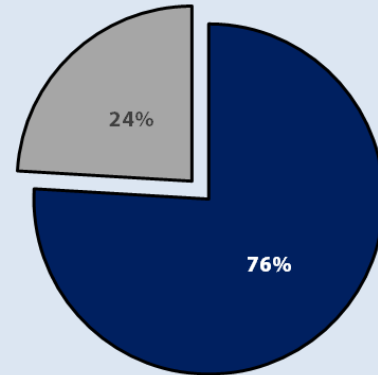


Patrol Division Calls for Service

33,466 Total Calls for Service in 2020



Officer Lystrup



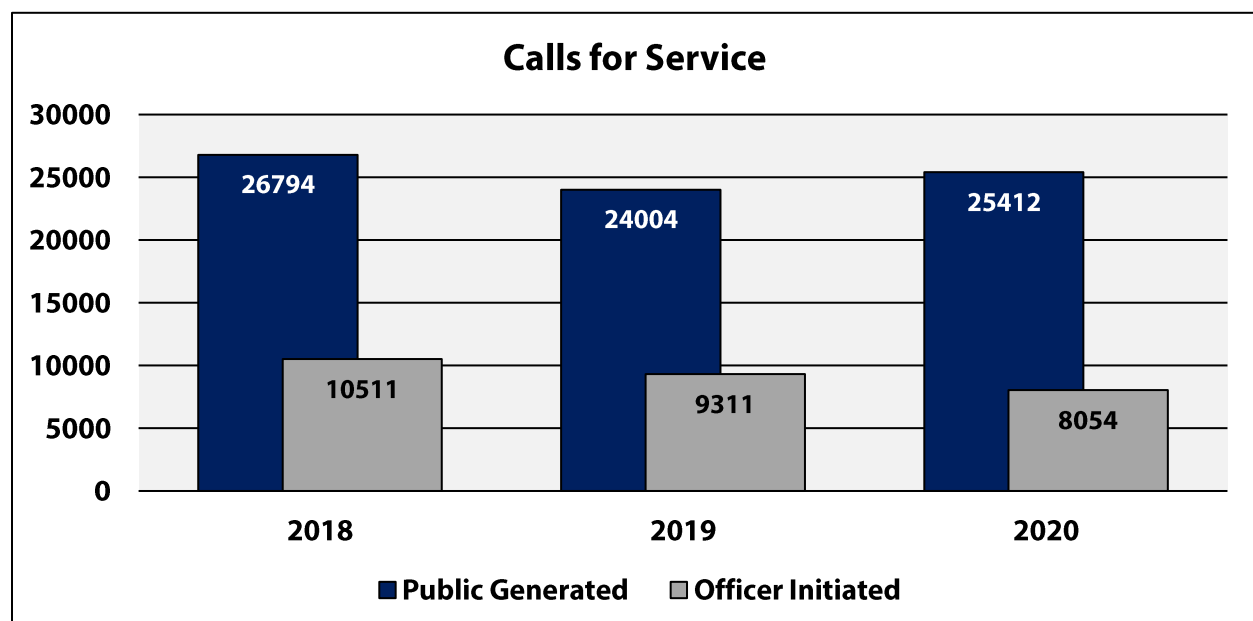
■ Public Generated ■ Officer Initiated

The Lehi Police Department responds to thousands of calls for service each year. Calls for service are requests for assistance from community members. These calls can be emergency 911 calls for immediate assistance or non-emergency calls for service.

Public Generated Calls: calls for service dispatched through Central 911:

- Emergency 911 calls
- Non-emergency calls

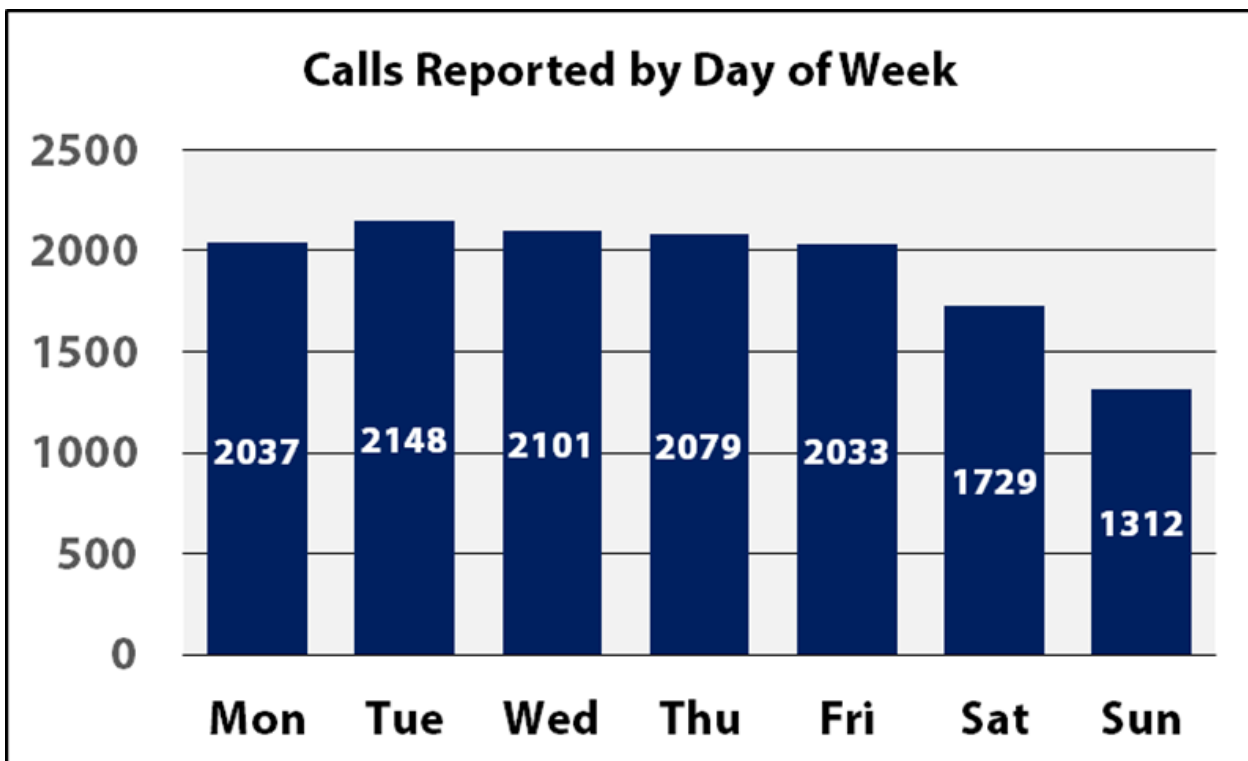
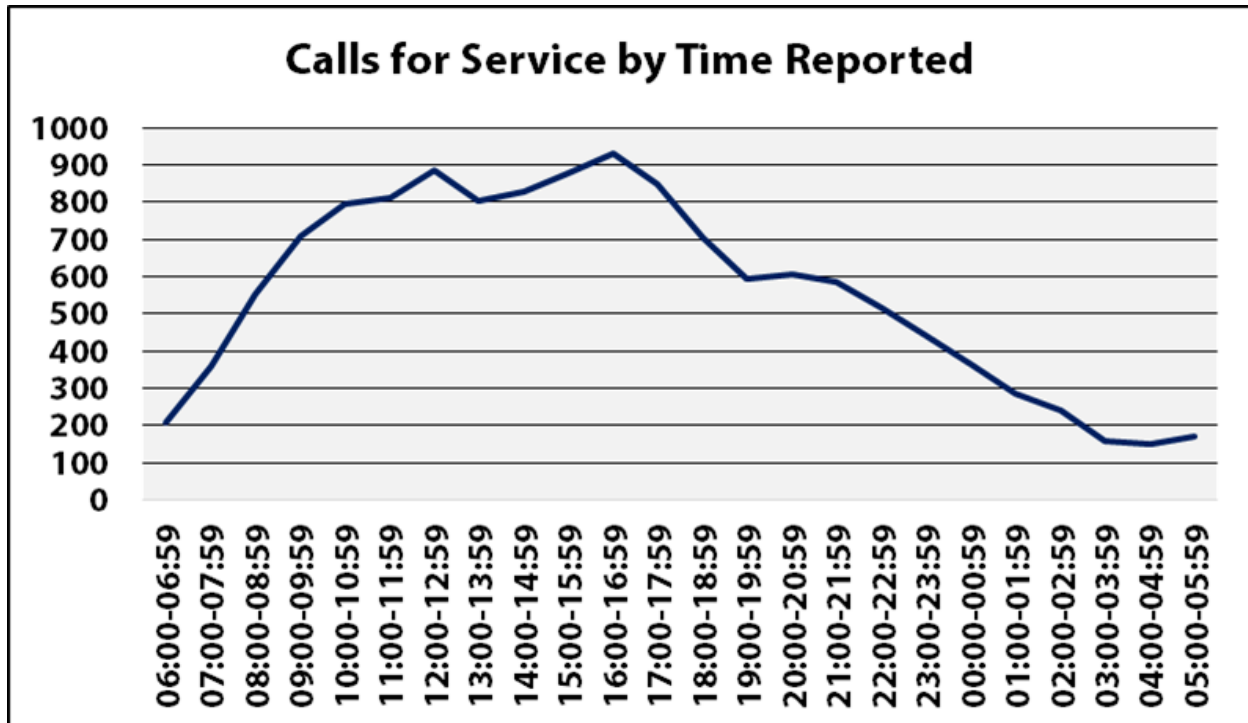
Officer Initiated Calls: calls for service initiated through officer observation while on patrol.





2020 Annual Report

Patrol Division Calls for Service

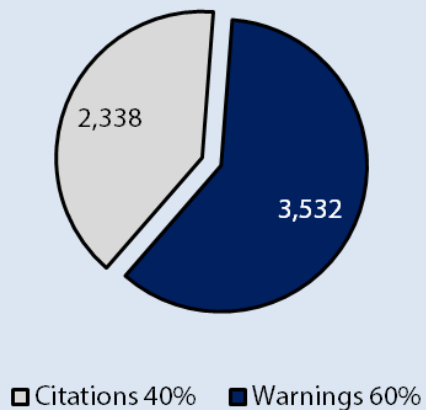




Patrol Division—Traffic Enforcement

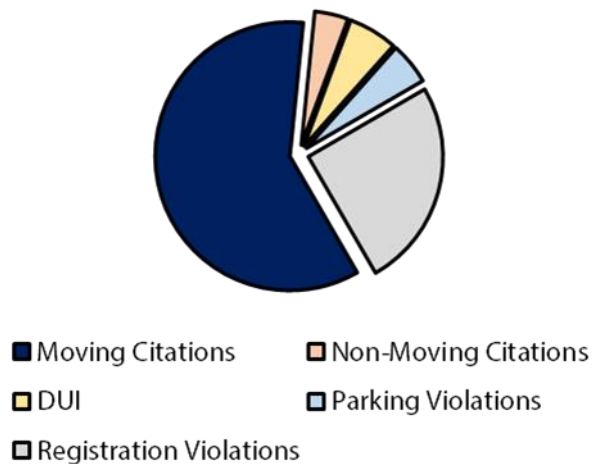


Total Traffic Stops



Lehi City Spans over 28 Sq. miles with over 500 lane miles of roadways. In addition, Interstate 15 and numerous State Roads travel through Lehi City. The Patrol Division enforces state traffic laws to encourage safe driving.

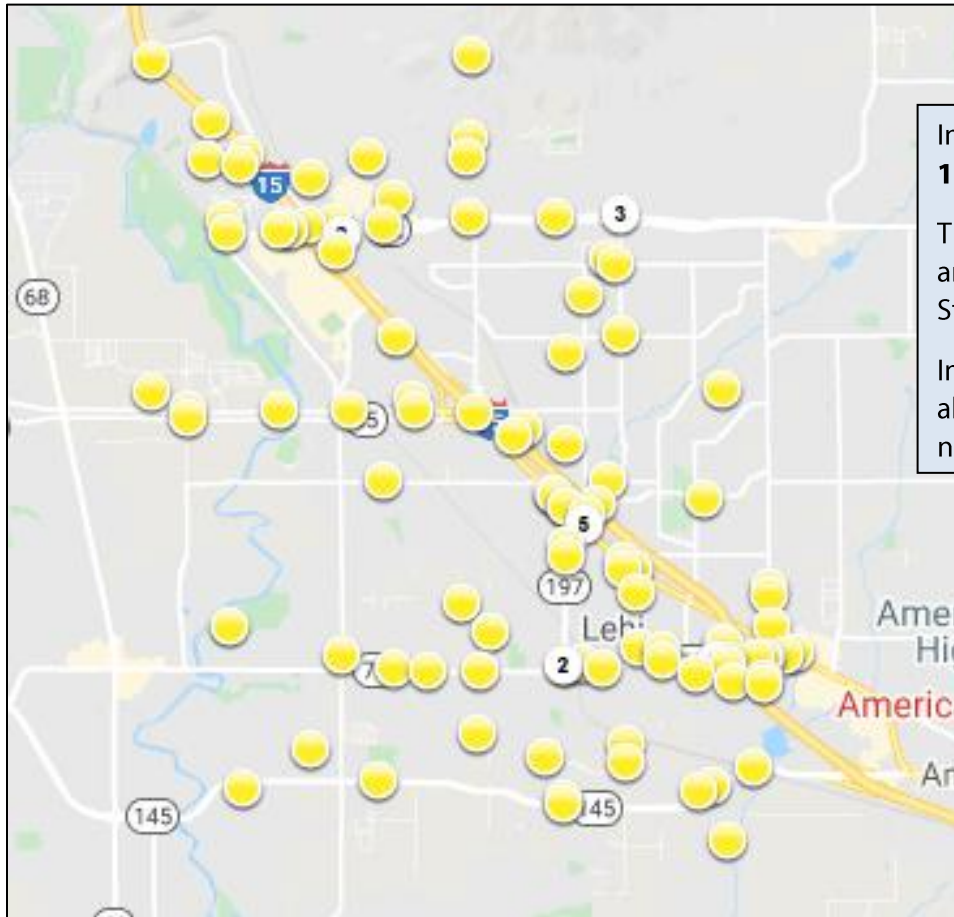
Traffic Citations



2020 Traffic Citations	
Moving Citations	993
Non-Moving Citations	67
DUI	98
Parking Citations	84
Registration Violations	415
Total Citations	2338



Patrol Division Traffic Enforcement—DUI & Alcohol Offenses

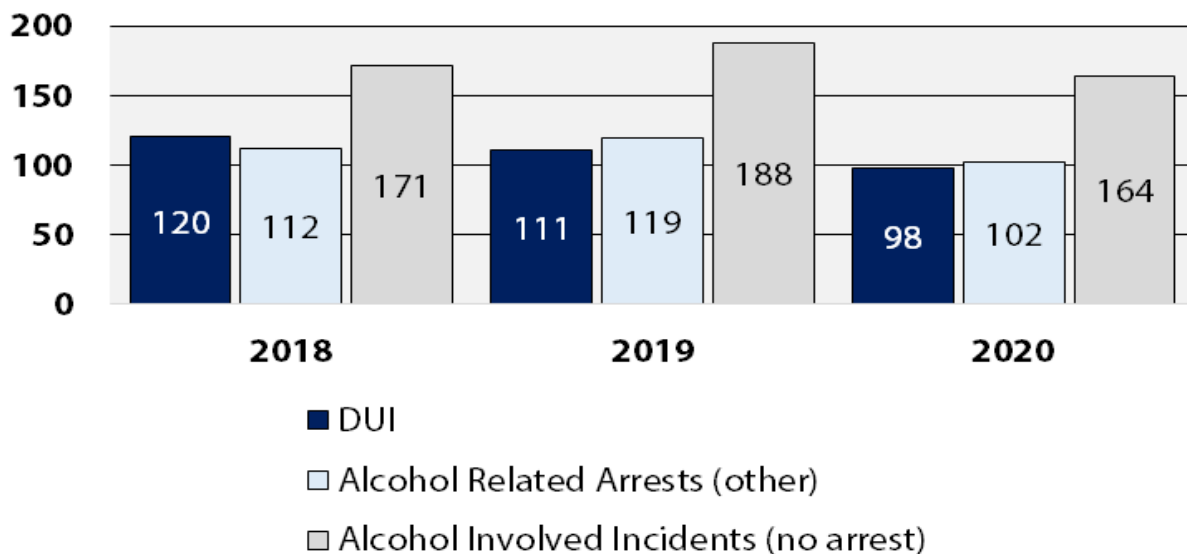


In 2020, officers made **98** DUI and **102** other alcohol related arrests.

The map indicates that most arrests were made along the State Street/I-15 corridor

In addition, there were **164** alcohol related incidents in which no arrests were made.

DUI & Other Alcohol Offenses

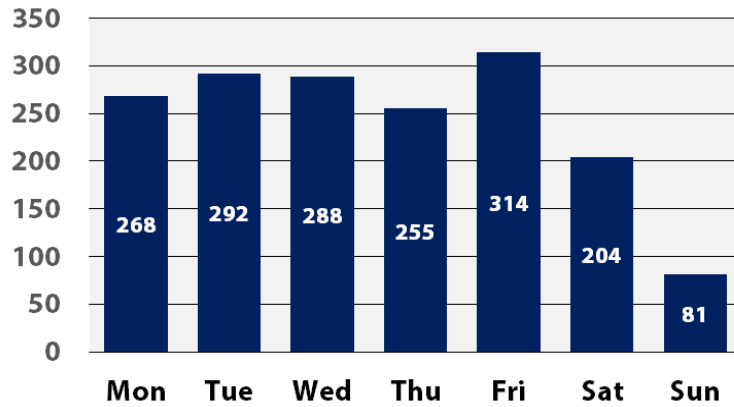




2020 Annual Report

Patrol Division Traffic Enforcement—Traffic Accidents


Traffic Accidents by Day of Week



2020 Traffic Accidents

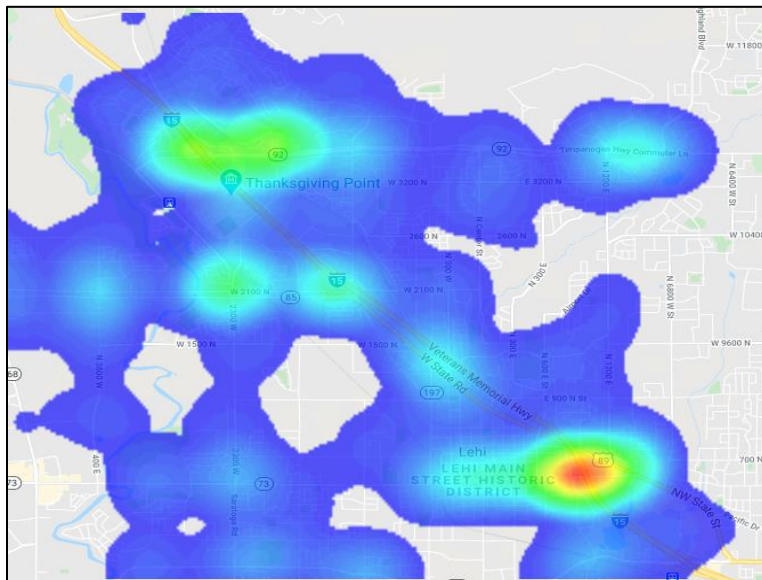
Fatal Accidents	1
Injury Accidents	213
Hit & Run	193
Damage Only	1295

Total Accidents 1702

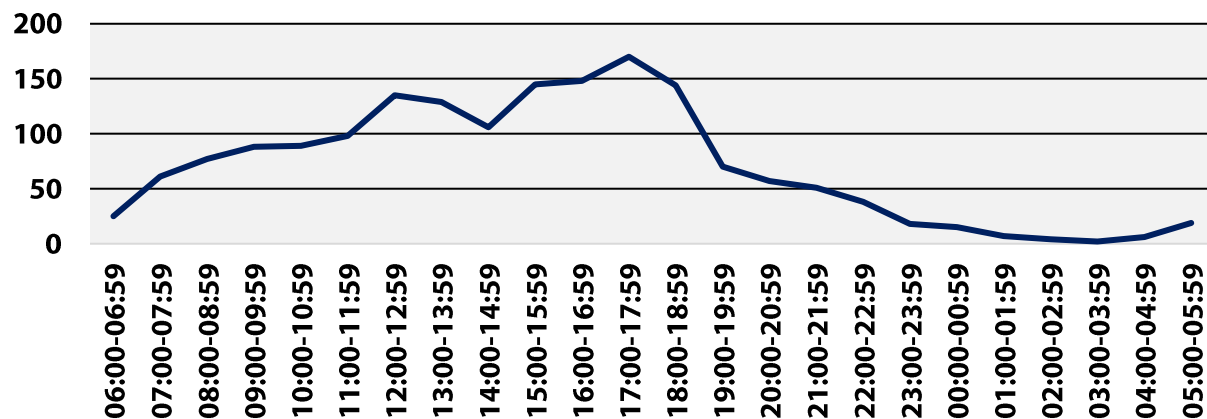


□ Injury Accidents □ Hit & Run ■ Damage Only

The heat map indicates where accidents were reported most frequently




Traffic Accidents by Time Reported





2020 Annual Report

Patrol Division—Animal Services



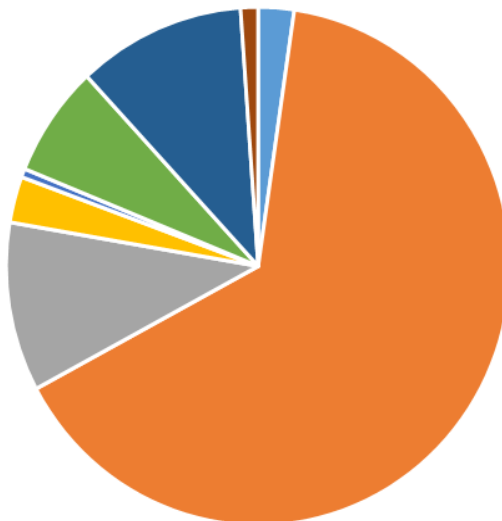
Officer T. Peterson oversees our Animal Services. In addition to responding to calls for service, he also works closely with City Administration to ensure our animal codes and ordinances are current.

He also maintains an Animal Control Facebook page to share information with the public.

2020 Animal Services Activity

Animal Bites	51
Animal Complaints	1,444
Animal Impounds	235
Animal Injury Reports	64
Animal Neglect	12
Animal Noise Complaints	155
Animal Problems (other)	240
Animal Control Citations	25

- Animal Bite
- Animal Complaint
- Animal Impounds
- Animal Injury Reports
- Animal Neglect
- Animal Noise Complaints
- Animal Problems (other)
- Animal Control Citations





Investigations Division

The Investigations Division consists of 12 officers who are responsible for conducting ongoing investigations. Investigators are assigned to specialized teams supervised by a Sergeant, who in turn reports to a Lieutenant.

The investigative teams include:

- Special Enforcement Team
- Property Crimes
- School Resource Officers
- Special Victims Unit

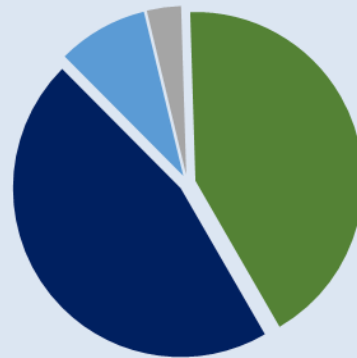
Criteria for assigning a case to the Investigation Division is based upon several factors including, but not limited to the type of crime, severity of crime, the need for on-going or additional follow-up.

Once a case has been assigned to the investigation's division, the assigned investigator's responsibilities include:

- Interviewing victims, witnesses and potential suspects of crime
- Crime scene management (identifying, collecting, documenting, and preserving evidence of crime)
- Collaborating and coordinating investigations with various federal, state, and county agencies
- Working with prosecutors and courts to secure subpoenas, summons, and warrants



2020 Investigations Case Distribution



- Set Team
- SRO
- Property Crimes
- Special Victims

Cases Investigated	
Special Enforcement Team	154
Property Crimes	744
School Resource Officers	58
Special Victims Unit	810
Total Cases	1766



Professional Standards Division

The Professional Standards Division consists of 4 officers and 10 civilian staff members. The division reports to a Lieutenant. The division is responsible for:

- Maintaining officer in-service training records
- Conducting internal investigations
- Coordinating Victim Services
- Securing and maintaining evidence
- Maintaining and disseminating police records
- Providing Lehi City Justice Court Security
- Overseeing the Lehi Police Department Volunteer Program



Domestic Violence training scenario



EVO training



Lehi Police Officers participating in Autism Awareness Training



Professional Standards Division—Victim Services

Lehi City Victim Services is dedicated to helping victims in need. Whether victims are in crisis or need victim resources, we are committed to ensuring that each victim is treated with respect and the victim's concerns are heard.

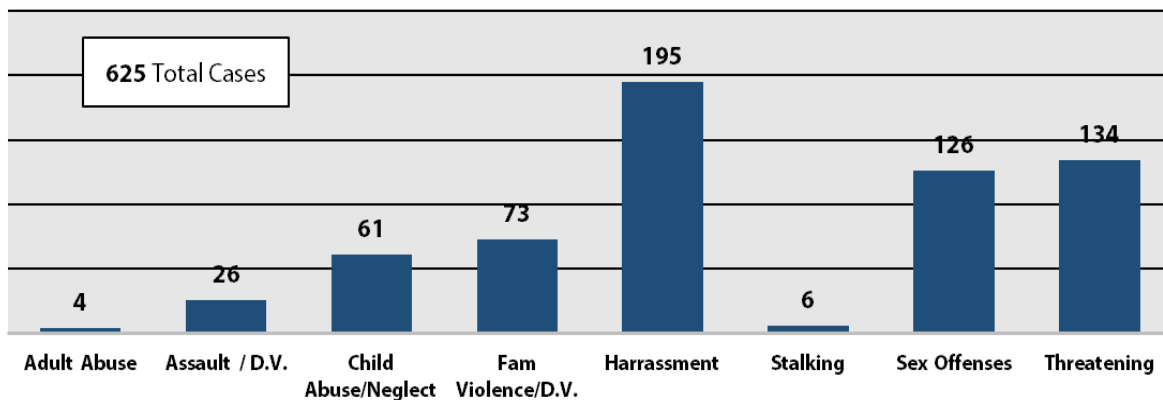
Victim Services is designed to break the cycle of violence and to help victims become abuse-free and independent. The main objective is to help victims:

- Gain access to community resources
- Develop a safety plan
- Provide education, encouragement, and support

24 hour on-call assistance is offered, and community resources are available for victims of:

- Domestic violence
- Harassment
- Child abuse
- Unexpected death
- Stalking
- Sexual assault
- Elder abuse
- Homicide

2020 Victim Services Cases

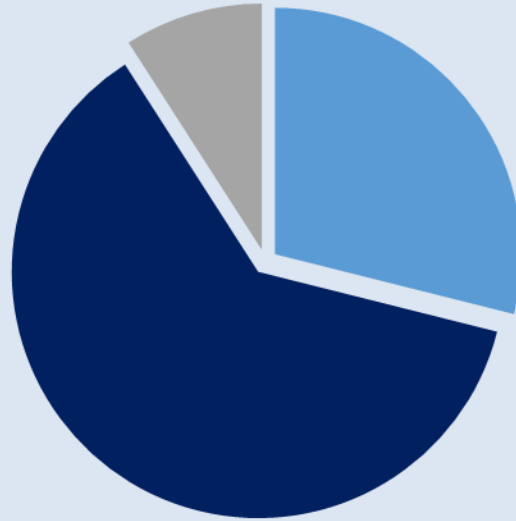




Professional Standards Division—Records & Evidence

The Records Department is responsible for assisting the public with calls for service. In addition, they maintain department records and disseminate reports to prosecutors, insurance companies and citizens.

The Records Department disseminated **1221** cases to various prosecutors.



2020 Cases Distribution

	Number	Percentage
Utah County Attorney	353	29%
Lehi City Prosecutor	757	62%
Juvenile Court	111	9%
Total	1221	



Lehi Police Department Evidence Intake

The Evidence Technician is responsible for securing, cataloging, testing, and releasing items of evidence.

Our Evidence Technician cataloged **2076** new items of evidence



Professional Standards Division—VIPS

The Volunteers in Police Service (VIPS) Program provides citizens of Lehi an opportunity to be involved in our community by working directly with the Lehi City Police Department.

The Volunteers provide a variety of services to the community including:

- Mobile Neighborhood Patrols
- Unlocking vehicles
- Providing traffic control during city celebrations and other special events
- Assisting with non-emergency animal control calls

In addition to the community services provided by the Lehi City VIPS, Phil Wasden volunteers his time by serving as a Chaplain of Public Safety. Providing much needed support to the Lehi City Police Department as well as the Lehi City Fire Department.



Chaplain Phil Wasden





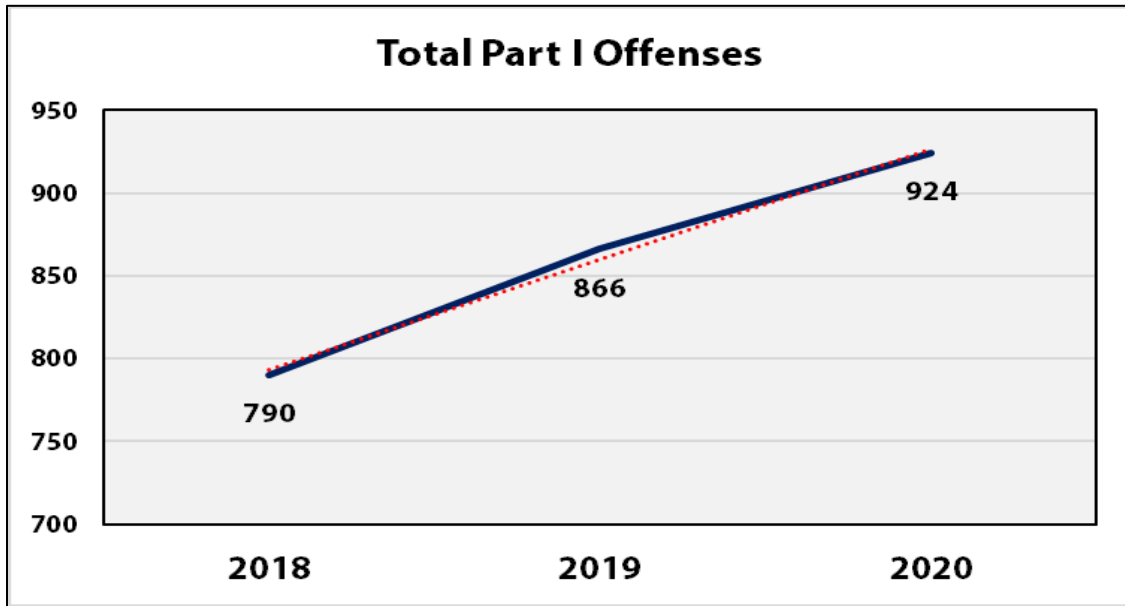
2020 Annual Report

Crime Data—UCR Part I Crimes

The FBI's Uniform Crime Reporting (UCR) Program collects statistics on eight crime categories known as* **Part I Crimes**. Part I Crimes include: homicide, rape, robbery, aggravated assault, burglary, motor vehicle theft, larceny-theft, and arson.

***Part I Crimes** are classified as crimes reported not necessarily as arrests made.

UCR Part I Crimes Reported			
	2018	2019	2020
Homicide	0	0	0
Rape	30	30	12
Robbery	2	6	8
Aggravated Assault	24	44	15
Burglary	102	113	90
Larceny-Theft	581	614	687
Motor Vehicle Theft	47	56	112
Arson	4	3	0
Total Part I Crimes	790	866	924



Traverse Mountain Fire 2020



2020 Annual Report

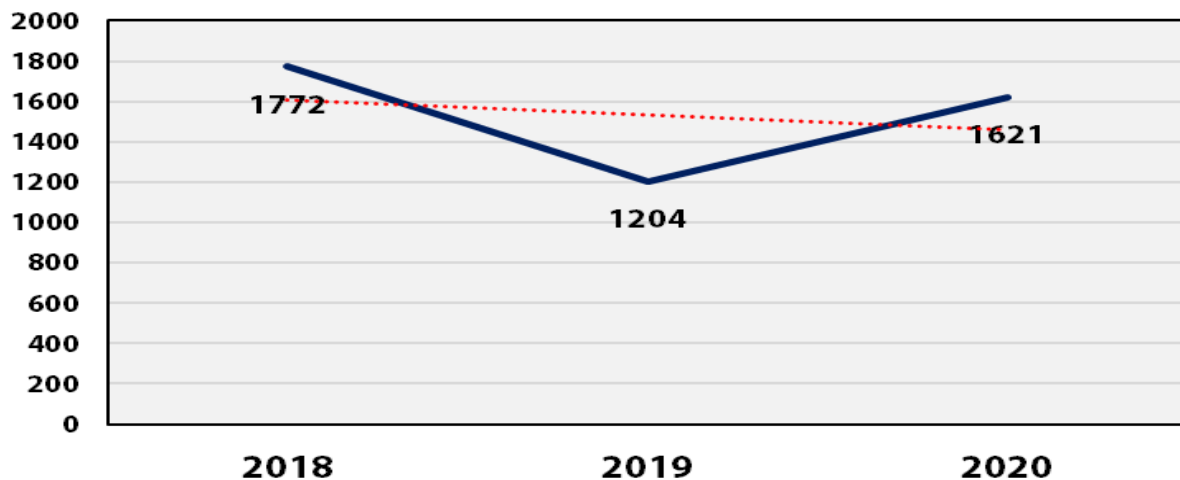
Crime Data—UCR Part II Crimes

The FBI's Uniform Crime Reporting (UCR) Program collects statistics on additional crime categories known as **Part II Crimes**.

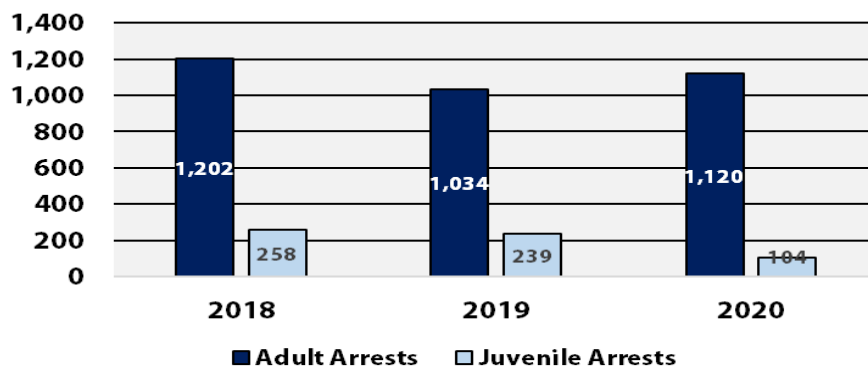
***Part II Crimes** are reported as arrests made rather than crimes committed

UCR Part II Crimes			
	2018	2019	2020
Criminal Mischief	243	106	227
Disorderly Conduct	345	35	507
Drug Offenses	363	176	174
DUI	120	99	98
Forgery	11	65	4
Fraud	382	398	409
Sex Offenses	159	178	126
Simple Assault	149	147	76
Total Part II Crimes	1772	1204	1621

Total Part II Offenses



Total Arrests





2020 Annual Report

Halloween 2020





2020 Annual Report

Community Pictures

Unfortunately, due to safety concerns brought on by COVID-19 our 2020 National Night Out Event as well as our 2020 Citizens Academy and other events were cancelled, we look forward to resuming our community involvement events when it is safe to do so.



The following pictures are from various community members. We are grateful for their support!





2020 Annual Report

Community Pictures

