



*Lehi City*

Police Department



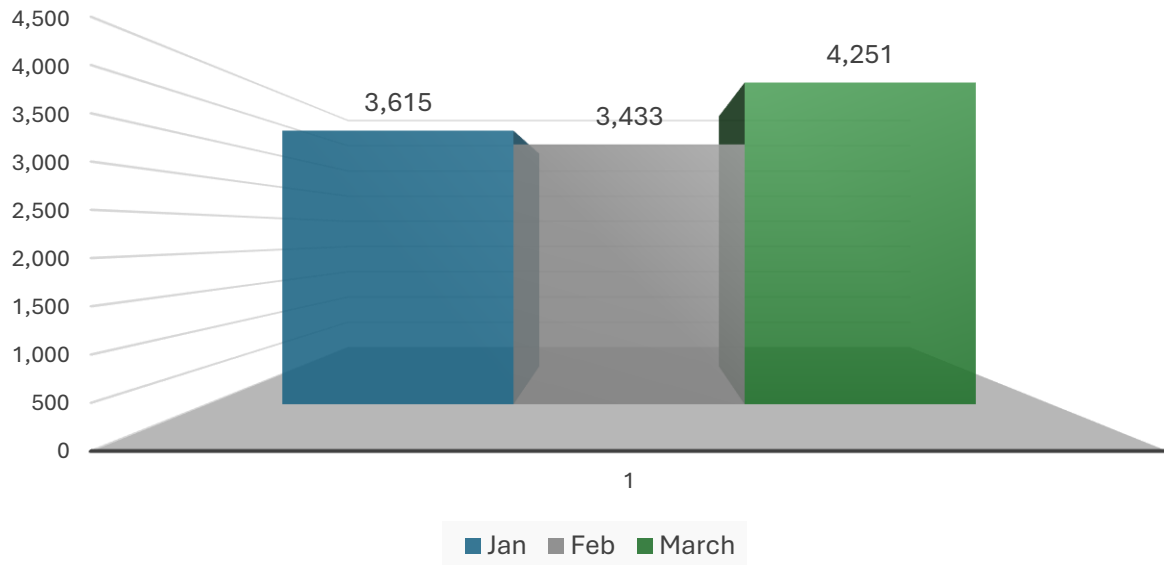
2025 Q1  
Quarterly Report



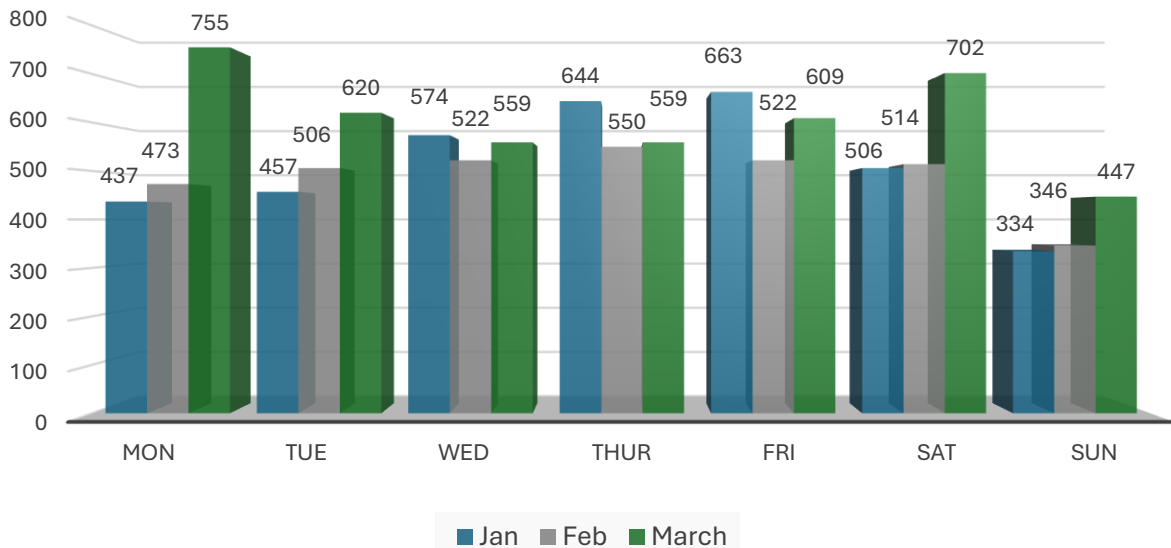
## 2025 Q1 QUARTERLY REPORT

### Patrol Division Calls for Service

#### Calls For Service



#### Calls Reported by Day of Week





## 2025 Q1 QUARTERLY REPORT

### Patrol Division Calls for Service

#### **Priority 1 Calls (In Progress)**

Calls that are in progress at the time the call is received, such as: robberies in progress, business and residential burglaries in progress, vehicle burglaries in progress, vehicle thefts in progress, kidnappings, aggravated assaults, homicides, dead bodies, assault on an officer, accident with injuries, assist fire department, weapons offenses, etc.

#### **Priority 2 Calls (Just Occurred)**

Medical calls, 911 hang-ups, thefts, thefts in progress, simple assault, robberies, DUI's, accidents without injuries, etc.

#### **Priority 3 Calls (No Significant Threat)**

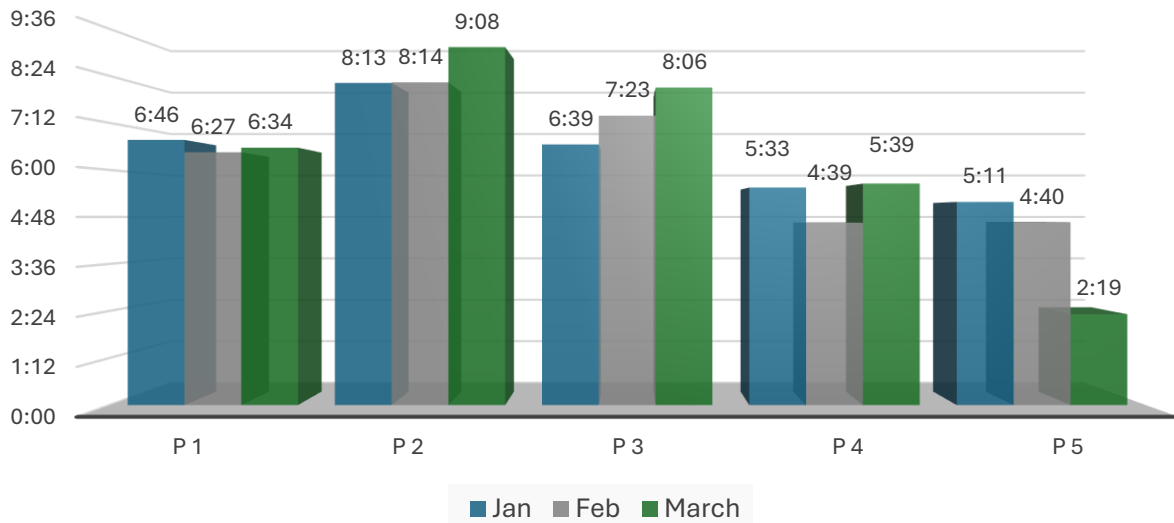
Crimes in progress that require an immediate response but present no significant threat of serious physical injury or major property damage or any active incident or activity that could be classified as a possible crime or potential threat to life or property.



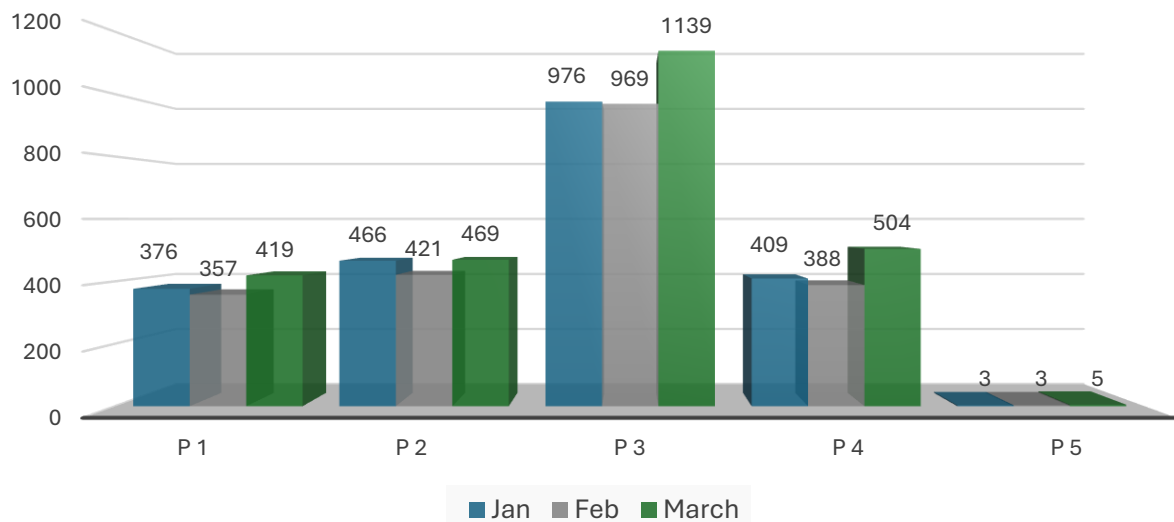
## 2025 Q1 QUARTERLY REPORT

### Patrol Division Calls for Service

#### Average Response Time by Priority



#### Total Calls by Priority



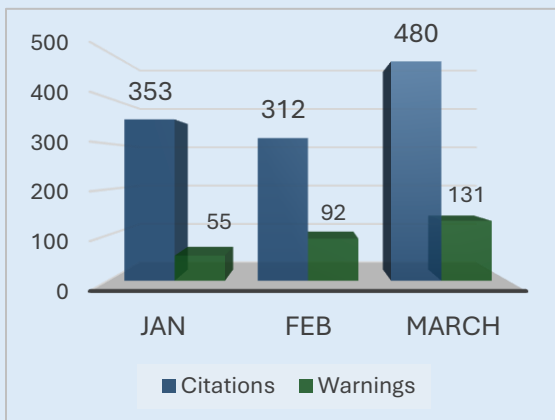


## 2025 Q1 QUARTERLY REPORT

### Patrol Division Traffic Enforcement



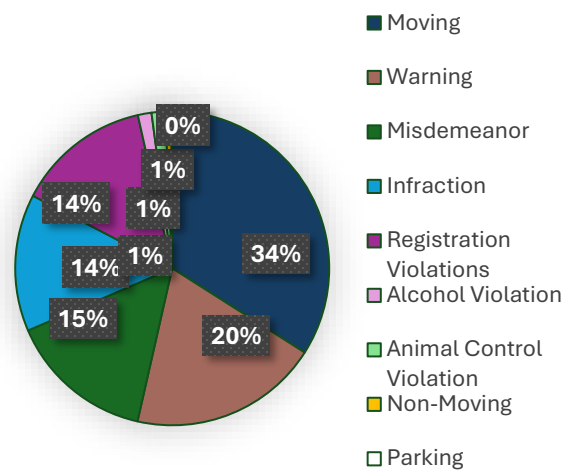
#### Traffic Stops



**Total Traffic Citations 1,423**

**Total Traffic Stops Made 2,744**

#### Citation Type



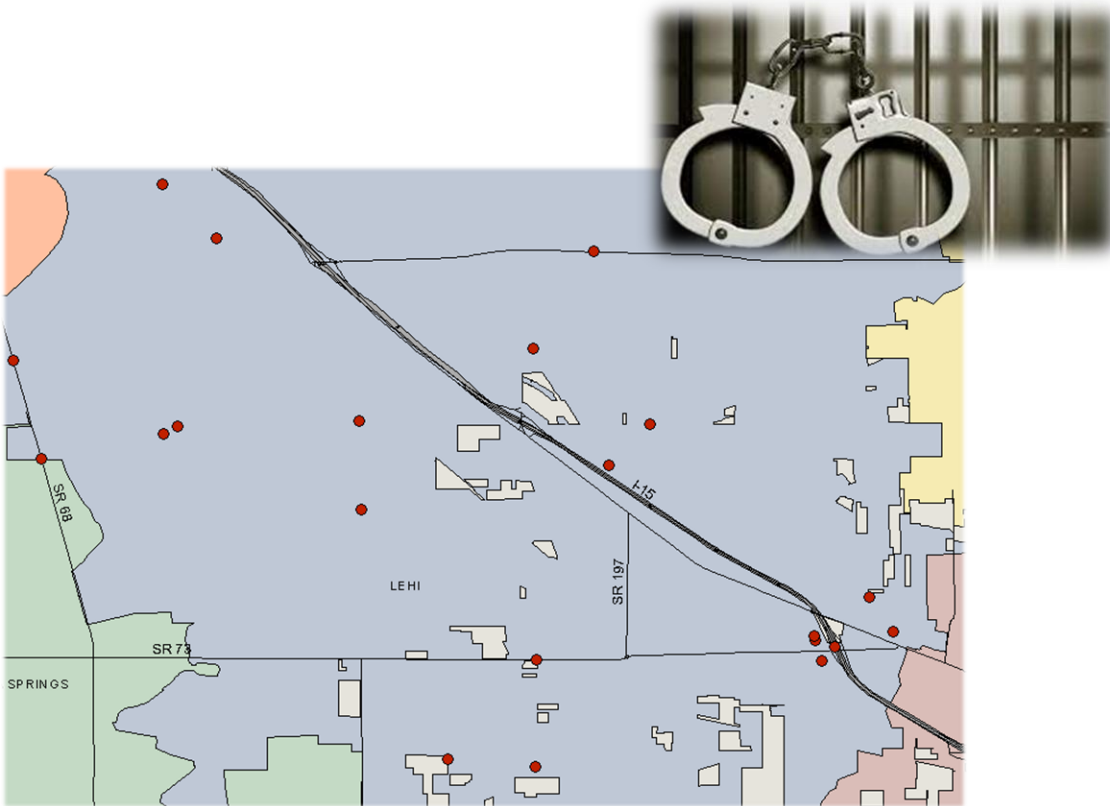
#### Traffic Violations

|                                |     |
|--------------------------------|-----|
| Speeding                       | 388 |
| Failure to Register or Expired | 355 |
| Operate Vehicle                |     |
| with out Insurance             | 234 |
| Never Obtain Driver License    | 139 |

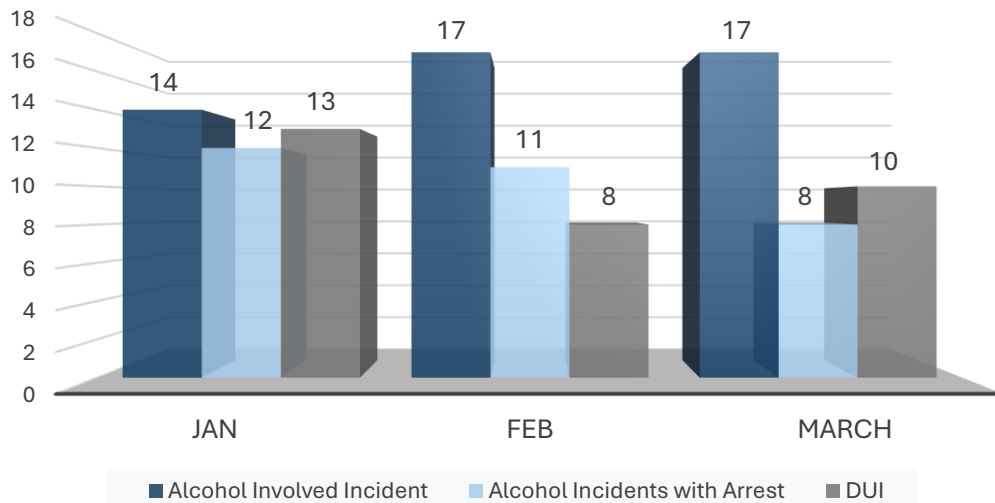


## 2025 Q1 QUARTERLY REPORT

### Patrol Division Traffic Enforcement – DUI & Alcohol Offenses



#### DUI & Other Alcohol Offenses

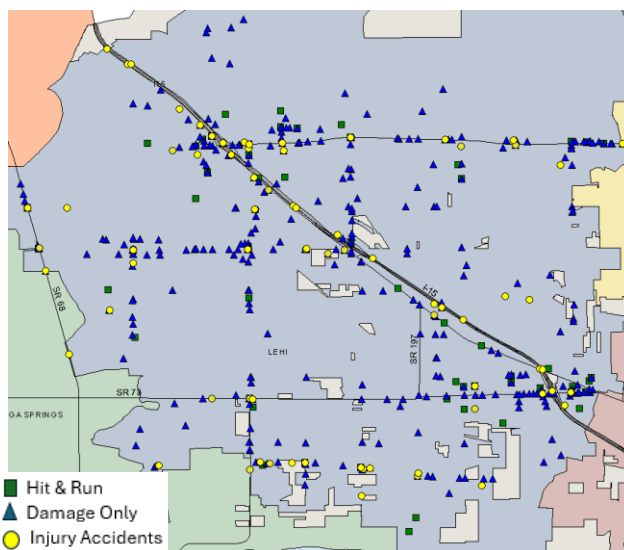




## 2025 Q1 QUARTERLY REPORT

### Patrol Division Traffic Enforcement – Traffic Accidents

| 2025 Q1 Traffic Accidents by Day & Time |           |            |           |            |            |            |           |            |
|---|-----------|------------|-----------|------------|------------|------------|-----------|------------|
| Hour                                    | Mon       | Tue        | Wed       | Thurs      | Fri        | Sat        | Sun       | Total      |
| 00:00-00:59                             | 0         | 0          | 0         | 0          | 0          | 1          | 0         | 1          |
| 01:00-01:59                             | 0         | 0          | 1         | 0          | 2          | 1          | 0         | 4          |
| 02:00-02:59                             | 0         | 0          | 1         | 0          | 1          | 0          | 0         | 2          |
| 03:00-03:59                             | 0         | 1          | 1         | 0          | 0          | 0          | 1         | 3          |
| 04:00-04:59                             | 0         | 2          | 0         | 0          | 0          | 0          | 0         | 2          |
| 05:00-05:59                             | 1         | 0          | 2         | 1          | 1          | 1          | 2         | 8          |
| 06:00-06:59                             | 3         | 3          | 1         | 2          | 5          | 0          | 1         | 15         |
| 07:00-07:59                             | 7         | 11         | 9         | 6          | 3          | 3          | 0         | 39         |
| 08:00-08:59                             | 5         | 8          | 8         | 7          | 4          | 5          | 2         | 39         |
| 09:00-09:59                             | 5         | 7          | 4         | 7          | 4          | 3          | 1         | 31         |
| 10:00-10:59                             | 3         | 7          | 1         | 2          | 7          | 3          | 2         | 25         |
| 11:00-11:59                             | 7         | 4          | 3         | 3          | 2          | 6          | 1         | 26         |
| 12:00-12:59                             | 7         | 7          | 5         | 11         | 7          | 9          | 0         | 46         |
| 13:00-13:59                             | 4         | 4          | 5         | 12         | 8          | 4          | 2         | 39         |
| 14:00-14:59                             | 7         | 8          | 6         | 9          | 8          | 4          | 1         | 43         |
| 15:00-15:59                             | 6         | 9          | 7         | 14         | 15         | 14         | 1         | 66         |
| 16:00-16:59                             | 4         | 9          | 13        | 16         | 7          | 13         | 1         | 63         |
| 17:00-17:59                             | 8         | 9          | 4         | 12         | 9          | 7          | 4         | 53         |
| 18:00-18:59                             | 12        | 10         | 7         | 10         | 8          | 8          | 3         | 58         |
| 19:00-19:59                             | 2         | 4          | 3         | 5          | 3          | 8          | 1         | 26         |
| 20:00-20:59                             | 4         | 7          | 2         | 1          | 0          | 8          | 2         | 24         |
| 21:00-21:59                             | 4         | 0          | 3         | 0          | 4          | 6          | 2         | 19         |
| 22:00-22:59                             | 1         | 0          | 2         | 2          | 3          | 4          | 0         | 12         |
| 23:00-23:59                             | 0         | 0          | 0         | 0          | 3          | 2          | 2         | 7          |
| <b>Total by Day</b>                     | <b>90</b> | <b>110</b> | <b>88</b> | <b>120</b> | <b>104</b> | <b>110</b> | <b>29</b> | <b>651</b> |



#### Traffic Accidents

|                        |            |
|------------------------|------------|
| Fatal Accidents        | 0          |
| Injury Accidents       | 76         |
| Hit & Run              | 68         |
| Damage Only            | 507        |
| <b>Total Accidents</b> | <b>651</b> |





## 2025 Q1 QUARTERLY REPORT

### Patrol Division – Animal Services



Officers T. Peterson and R. Logan oversee our Animal Services. In addition to responding to calls for service, they also work closely with City Administration to ensure our animal codes and ordinances are current.

They also maintain an Animal Control Facebook page to share information with the public.

#### Animal Services Activity

|                          |     |
|--------------------------|-----|
| Animal Bites             | 16  |
| Animal Complaints        | 351 |
| Animal Impounds          | 0   |
| Animal Injury Reports    | 14  |
| Animal Neglect           | 2   |
| Animal Noise Complaints  | 41  |
| Animal Problems (other)  | 63  |
| Animal Control Citations | 20  |





## 2025 Q1 QUARTERLY REPORT

### Investigations Division

The Investigations Division consists of 15 officers who are responsible for conducting ongoing investigations. Investigators are assigned to specialized teams supervised by a Sergeants, who in turn reports to a Lieutenant.

The investigative teams include:

- Special Enforcement Team
- Property Crimes
- School Resource Officers
- Special Victims Unit

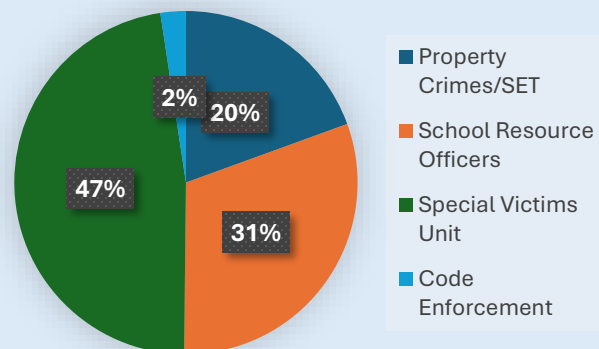
Criteria for assigning a case to the Investigation Division is based upon several factors including, but not limited to the type of crime, severity of crime, the need for on-going or additional follow-up.

Once a case has been assigned to the investigation's division, the assigned investigator's responsibilities include:

- Interviewing victims, witnesses and potential suspects of crime
- Crime scene management (identifying, collecting, documenting, and preserving evidence of crime)
- Collaborating and coordinating investigations with various federal, state, and county agencies
- Working with prosecutors and courts to secure subpoenas, summons, and warrants



### Investigations Case Distribution



#### Cases Investigated

|                          |            |
|--------------------------|------------|
| Special Victims Unit     | 193        |
| School Resource Officers | 90         |
| Property Crimes / SET    |            |
| Special Enforcement Team | 57         |
| Code Enforcement         | 7          |
| <b>Total Cases</b>       | <b>347</b> |



## 2025 Q1 QUARTERLY REPORT

### Professional Standards Division

The Professional Standards Division consists of 4 officers and 16 civilian staff members. The division reports to a Lieutenant. The division is responsible for:

- Maintaining officer in-service training records
- Conducting internal investigations
- Coordinating Victim Services
- Securing and maintaining evidence
- Maintaining and disseminating police records
- Providing Lehi City Justice Court Security
- Overseeing the Lehi Police Department Volunteer Program
- Overseeing Lehi Cares Coalition



**Domestic Violence training scenario**



**EVO training**



**Lehi Police Officers participating in Autism Awareness Training**



## 2025 Q1 QUARTERLY REPORT

### Professional Standards Division – Victim Services

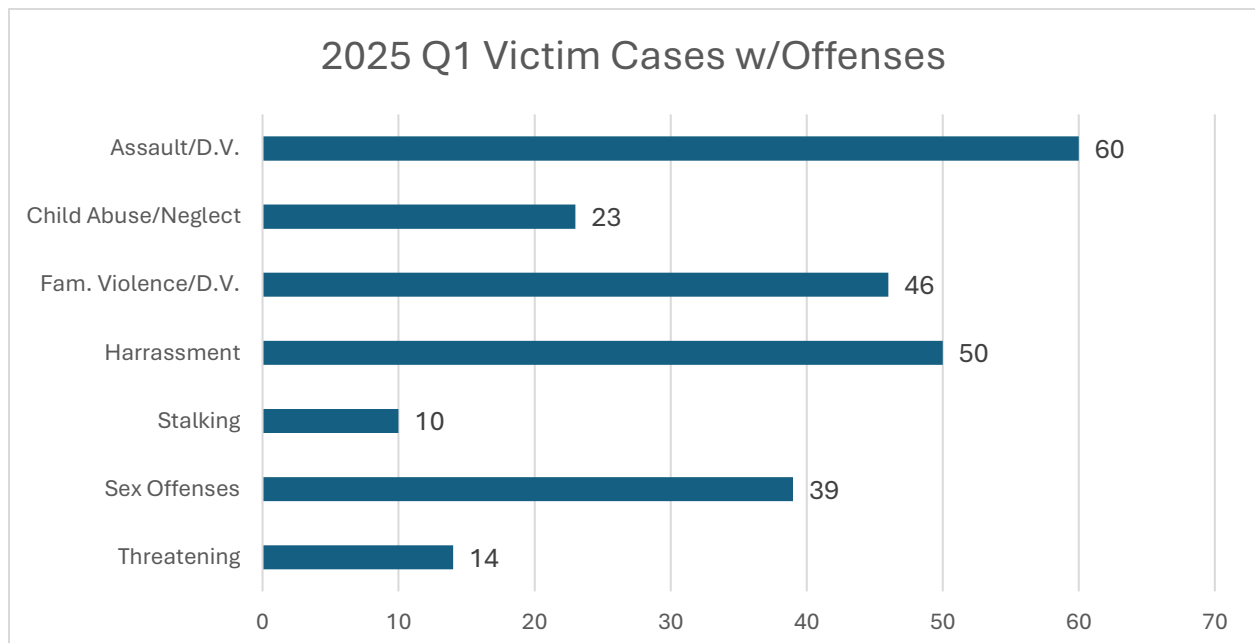
Lehi City Victim Services is dedicated to helping victims in need. Whether victims are in crisis or need victim resources, we are committed to ensuring that each victim is treated with respect and the victim's concerns are heard.

Victim Services is designed to break the cycle of violence and to help victims become abuse-free and independent. The main objective is to help victims:

- Gain access to community resources
- Develop a safety plan
- Provide education, encouragement, and support

24 hour on-call assistance is offered, and community resources are available for victims of:

- Domestic violence
- Harassment
- Child abuse
- Unexpected death
- Stalking
- Sexual assault
- Elder abuse
- Homicide



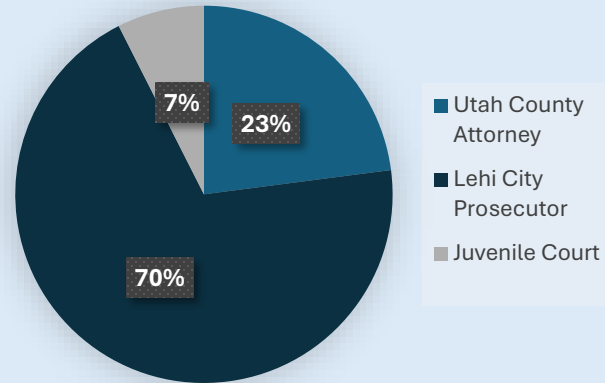


## 2025 Q1 QUARTERLY REPORT

### Professional Standards Division – Records & Evidence

The Records Department is responsible for assisting the public with calls for service. In addition, they maintain department records and disseminate reports to prosecutors, insurance companies and citizens.

The Records Department disseminated **523** cases to various prosecutors.



#### 2025 Q1 Case Distribution

|                      |            |
|----------------------|------------|
| Utah County Attorney | 120        |
| Lehi City Prosecutor | 364        |
| Juvenile Court       | 39         |
| <b>Total</b>         | <b>523</b> |



Lehi Police Department Evidence Intake

The Evidence Technician is responsible for securing cataloging, testing, and releasing items of evidence.

Our Evidence Technician cataloged **477** new items of evidence





### Professional Standards Division – VIPS

The Volunteers in Police Service (VIPS) Program provides citizens of Lehi an opportunity to be involved in our community by working directly with the Lehi City Police Department.

The Volunteers provide a variety of services to the community including:

- Mobile Neighborhood Patrols
- Unlocking vehicles
- Providing traffic control during city celebrations and other special events
- Assisting with non-emergency animal control calls

In addition to the community services provided by the Lehi City VIPS, Phil Wasden volunteers his time by serving as a Chaplain of Public Safety. Providing much needed support to the Lehi City Police Department as well as the Lehi City Fire Department.



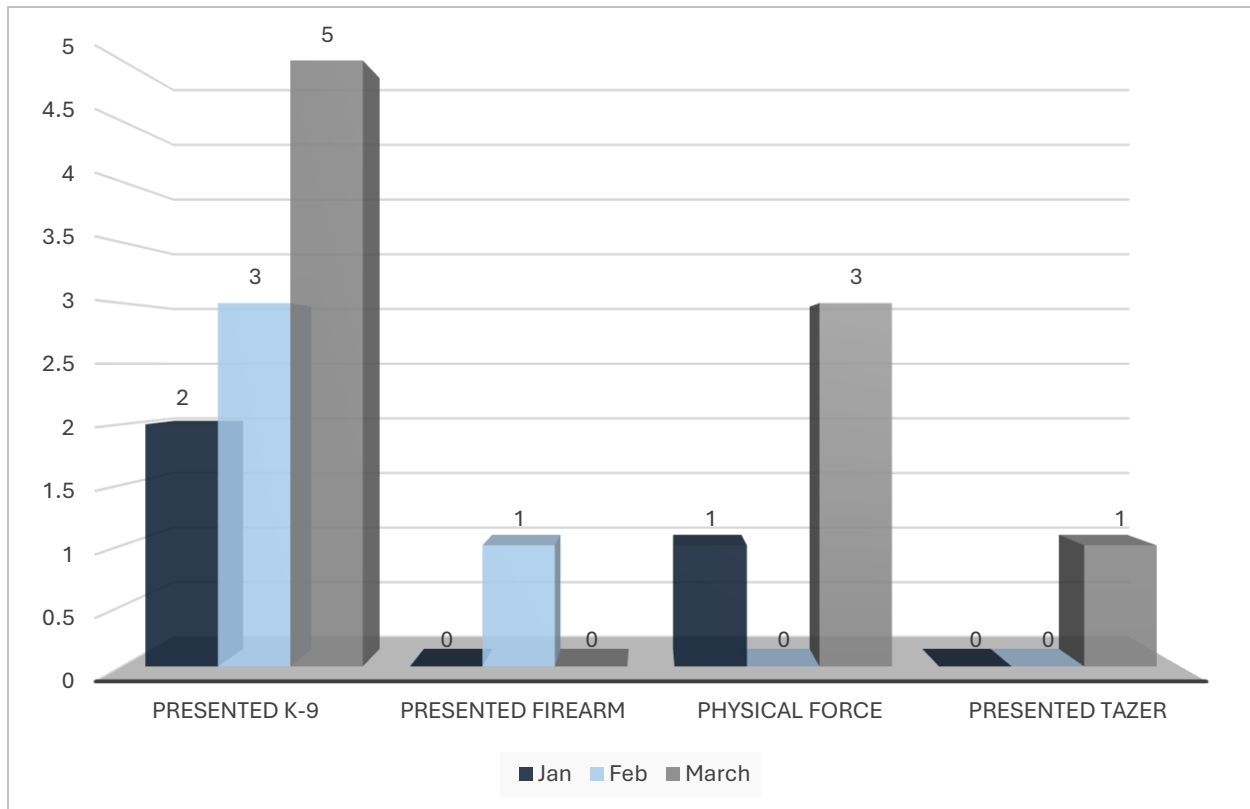
**Chaplain Phil Wasden**





## 2025 Q1 QUARTERLY REPORT

### Use of Force



### Officers Assaulted





### NIBRS

#### **NIBRS vs. UCR Crime Reporting: How Crime Statistics are Collected**

The Lehi City Police Department submits crime statistics to the Bureau of Criminal Identification (BCI) and eventually the FBI using the National Incident-Based Reporting System (NIBRS).

#### **What is NIBRS?**

NIBRS is a method of collecting data based on each single incident and arrest. For example: During the commission of a residential burglary, the offender rapes and murders the homeowner. NIBRS counts three offenses: burglary, rape, and murder.

NIBRS categorizes crime into Group A and Group B offenses. Group A offenses include Crimes against Persons, Crimes against Property, and Crimes against Society. Crimes against Persons are those in which the victim is always an individual (i.e. murder, rape, assault). Crimes against Property are those which money or property is obtained from the crime (i.e. robbery, burglary, bribery). Crimes against Society represent society's prohibition against engaging in certain types of activity (i.e. gambling, prostitution).

#### **NIBRS Group A Offenses include:**

- Murder/Non-Negligent & Negligent Manslaughter
- Justifiable Homicide
- Kidnapping/Abduction
- Forcible Rape, Forcible Sodomy, Forcible Fondling
- Sexual Assault with an object
- Aggravated Assault, Simple Assault, Intimidation
- Incest
- Statutory Rape
- Robbery
- Arson
- Burglary/Breaking & Entering
- Extortion/Blackmail
- Larceny

#### **NIBRS Group B Offenses are only reported in the event of an arrest, and include:**

- Bad Checks
- Curfew Violations/Loitering/Vagrancy
- Disorderly Conduct
- Driving Under the Influence
- Family Non-Violent Offenses
- Liquor Law Violations, Drunkenness
- Peeping Tom
- Runaways (Persons under 18)
- Trespassing
- All Other Offenses

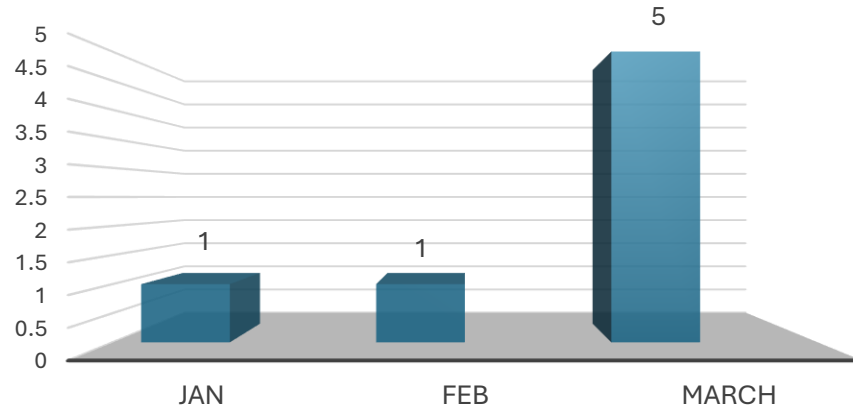




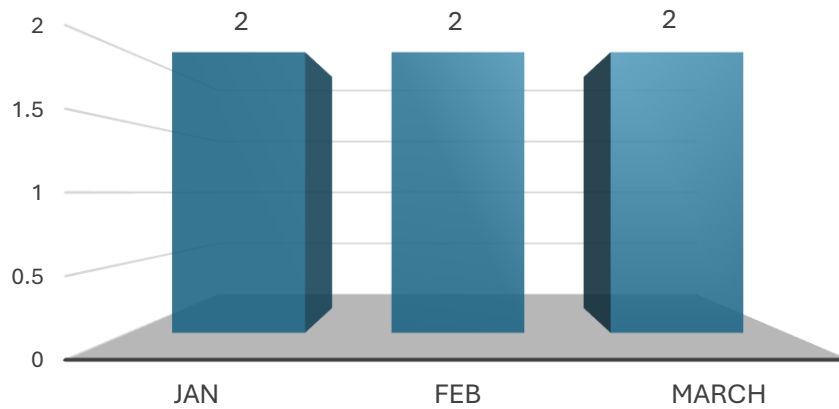
## 2025 Q1 QUARTERLY REPORT

### Violent Crime

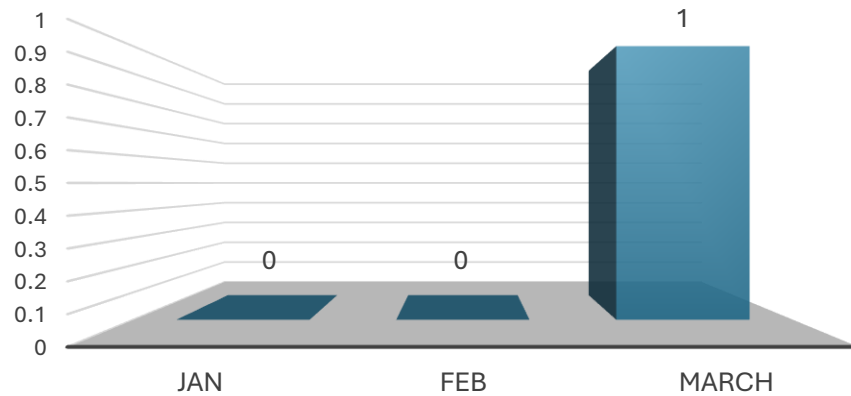
#### Aggravated Assault



#### Forcible Rape



#### Robbery

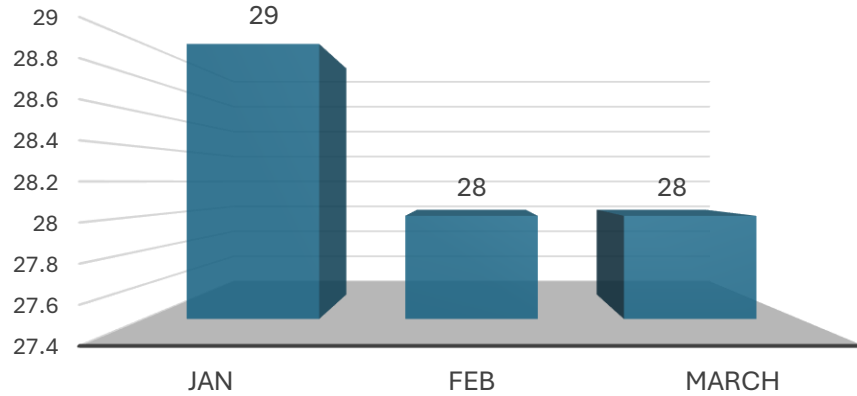




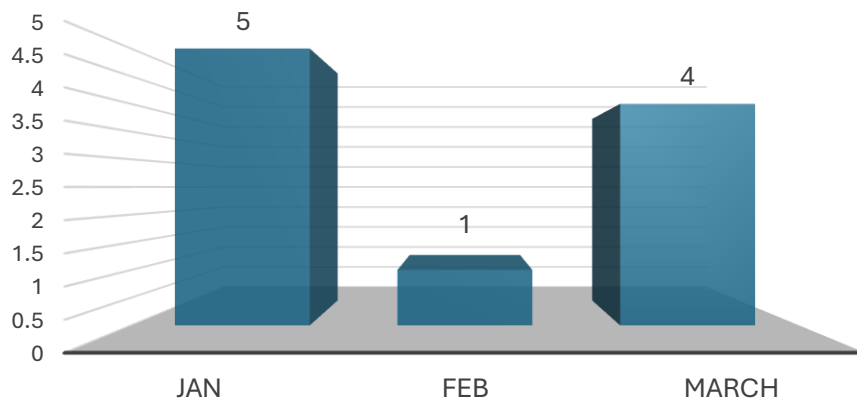
## 2025 Q1 QUARTERLY REPORT

### Property Crime

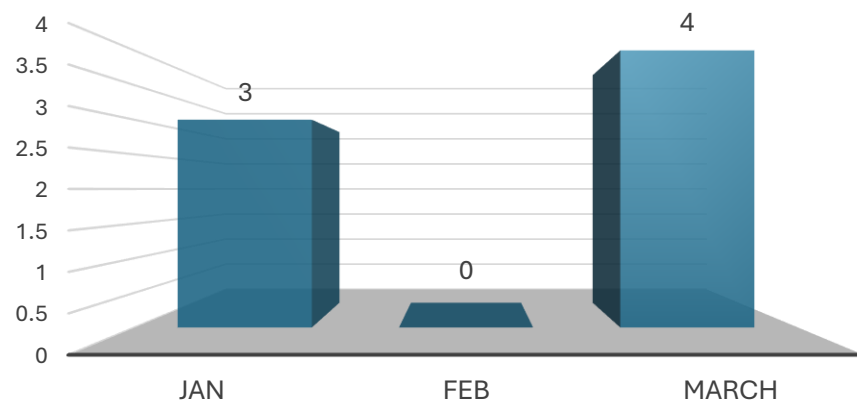
#### Larceny/Theft



#### Burglary



#### Motor Vehicle Theft





## 2025 Q1 QUARTERLY REPORT

### Community Events



#### Law Enforcement Appreciation Day



#### K9 Trails



## 2025 Q1 QUARTERLY REPORT

### Community Events

#### UCOPA – Chief Paul receives Chief of the Year Award for Large Agency



#### Citizens Academy





## Community Events



**National Animal Control  
Officer Appreciation Week**